



If yes, provide the following:

AWARD YEAR

GRANTEE NAME

PROJECT NAME

GRANT NUMBER


LIST PARTNER DISTRICTS/LEAS (ONE PER LINE)

LIST OTHER PARTNERS (ONE PER LINE)

PROJECT TYPE

- Residency
- Pre-baccalaureate
- Both Residency and Pre-baccalaureate





# Program Requirements

THIS PAGE INCLUDES:

[Admissions](#)[Undergraduate Requirements](#)[Postgraduate Requirements](#)[Supervised Clinical Experience](#)

On this page, review and enter information about the program requirements for admission into the program, program completion, and supervised clinical experience. If you submitted an IPRC last year, much of this page is pre-loaded from your prior year's report. If your IHE offers both traditional and alternative programs, be sure to specify the requirements in the appropriate reports. For the traditional report, provide the requirements for traditional programs within the IHE. For the alternative report, provide the requirements for the alternative programs within the IHE.

After reviewing and updating as necessary, save the page using the floating save box at the bottom of the page.

## Admissions

1. Indicate when students are formally admitted into your initial teacher certification program:

If Other, please specify:

2. Does your initial teacher certification program conditionally admit students?

 Yes

 No

3. Provide a link to your website where additional information about admissions requirements can be found:

4. Please provide any additional information about or exceptions to the admissions information provided above:

Elementary, Early Childhood, and Elementary and Early Childhood Education majors may request provisional admission when they have no more than one science or one math prerequisite course to complete. The one science or math course that is missing must be completed successfully during the first semester of the program. All other professional program requirements must be satisfied in order for provisional admission to be considered.

1. Are there initial teacher certification programs at the undergraduate level?

2. What is the minimumhat is the minimumhat is the minimumhat is the minimu

1. Are there initial teacher certification programs at the postgraduate level?

If yes, for each element listed below, indicate if it is required for admission into or exit from any of your teacher preparation program(s) at the postgraduate level. If no, leave the rest of the page blank (or [clear responses already entered](#)) then click save at the bottom of the page.

2. What is the minimum GPA required for admission into the program? (Leave blank if you indicated that a minimum GPA is not required in the table above.)

3

3. What was the median GPA of individuals accepted into the program in academic year 2017-18?

3.37

4. What is the minimum GPA required for completing the program? (Leave blank if you indicated that a minimum GPA is not required in the table above.)

3

5. What was the median GPA of individuals completing the program in academic year 2017-18?

3.96

6. Please provide any additional information about the information provided above:

M.A.T. program: To be eligible for admission as a degree-seeking student to the Master of Arts in Teaching program, the prospective student must: •





## Enrollment

THIS PAGE INCLUDES:

[Enrollment](#)

On this page, enter the number of candidates for an initial teaching credential who are enrolled in the initial teacher preparation programs within your institution of higher education (IHE) or organization. **Do not** report on the total number of students enrolled in the entire IHE. **Do not** include individuals who currently hold a teaching credential and are seeking additional licenses or endorsements, or individuals preparing for school-based careers other than classroom teachers (e.g., administrators, guidance counselors).

The Department recognizes that in many cases, candidates voluntarily report their race/ethnicity and gender data, and that in some cases, candidates may choose not to report this information. Please report on the race/ethnicity data you have available, though the data may not be complete. It is not expected that the sum of the enrolled students reported by race/ethnicity or by gender will necessarily equal the total number of students enrolled.

If your IHE offers both traditional and alternative programs, be sure to enter the candidates enrolled in the appropriate reports. For the traditional report, provide only the candidates enrolled in traditional programs within the IHE. For the alternative report, provide only the candidates enrolled in the alternative programs within the IHE.

After entering the enrollment data, save the page using the floating save box at the bottom of the page.

## Enrollment

For the purpose of Title II reporting, an enrolled stu

Total number of students enrolled in 2017-18	337
Unduplicated number of males enrolled in 2017-18	57
Unduplicated number of females enrolled in 2017-18	280



## Teachers Prepared

THIS PAGE INCLUDES:

[Teachers Prepared by Subject Area](#)
[Teachers Prepared by Academic Major](#)

On this page, enter the number of program completers by the subject area in which they were prepared to teach, and by their academic majors. Note that an individual can be counted in more than one academic major and subject area. For example, if an individual is prepared to teach Elementary Education and Mathematics, that individual should be counted in both subject areas. If no individuals were prepared in a particular academic major or subject area, you may leave the cell blank. Please use the "Other" category sparingly, if there is no similar subject area or academic major listed. In these cases, you should use the text box to describe the subject area(s) and/or the academic major(s) counted in the "Other" category.

If your IHE offers both traditional and alternative programs, be sure to enter the program completers in the appropriate reports. For the traditional report, provide only the program completers in traditional programs within the IHE. For the alternative report, provide only the program completers for the alternative programs within the IHE.

After entering the teachers prepared data, save the page using the floating save box at the bottom of the page.

### Teachers Prepared by Subject Area

Please provide the number of teachers prepared by subject area for academic year 2017-18. For the purposes of this section, number prepared means the number of program completers. "Subject area" refers to the subject area(s) an individual has been prepared to teach. An individual can be counted in more than one subject area. If no individuals were prepared in a particular subject area, please leave that cell blank. [\(\\$205\(b\)\(1\)\(H\)\)](#)

[Additional guidance on reporting teachers prepared by subject area.](#)


[What are CIP Codes?](#)

No teachers prepared in academic year 2017-18

CIP Code	Subject Area	Number Prepared
13.01	Education - General	<input type="text" value="0"/>
13.10	Teacher Education - Special Education	<input type="text" value="0"/>
13.1210	Teacher Education - Early Childhood Education	<input type="text" value="0"/>
13.1202	Teacher Education - Elementary Education	<input type="text" value="0"/>
13.1203	Teacher Education - Junior High/Intermediate/Middle School Education	<input type="text" value="0"/>
13.1205	Teacher Education - Secondary Education	<input type="text" value="0"/>
13.1206	Teacher Education - Multiple Levels	<input type="text" value="0"/>














# Program Completers

---



# Annual Goals

---



7. Is your program preparing teachers in mathematics in 2018-19?

8. How many prospective teachers did your program plan to add in mathematics in 2018-19?

9

9. P

10.

11

**3. Did your program meet the goal for prospective teachers set in science in 2017-18?**

**4. Description of strategies used to achieve goal, if applicable:**

n/a

**5. Description of steps to improve performance in meeting goal or lessons learned in meeting goal, if applicable:**

NSF Noyce Grant awarded to Salisbury University in 2019. This will provide \$10,000 scholarship for math and science teacher candidates for juniorence e

Each institution of higher education (IHE) that conducts a traditional teacher preparation program (including programs that offer any ongoing professional development programs) or alternative route to state credential program, and that enrolls students receiving Federal assistance under

1. Did your program prepare teachers in special education in 2017-18?

2. How many prospective teachers did your program plan to add in special education in 2017-18?

3. Did your program meet the goal for prospective teachers set in special education in 2017-18?

4. Description of strategies used to achieve goal, if applicable:

5. Description of steps to improve performance in meeting goal or lessons learned in meeting goal, if applicable:

6. Provide any additional comments, exceptions and explanations below:

7. Is your program preparing teachers in special education in 2018-19?

8. How many prospective teachers did your program plan to add in special education in 2018-19?

9. Provide any additional comments, exceptions and explanations below:

10. Will your program prepare teachers in special education in 2019-20?

11. How many prospective teachers does your program plan to add in special education in 2019-20?

12. Provide any additional comments, exceptions and explanations below:

## Annual Goals - Instruction of Limited English Proficient Students

Each institution of higher education (IHE) that conducts a traditional teacher preparation program (including programs that offer any ongoing professional development programs) or alternative route to state credential program, and that enrolls students receiving Federal assistance under this Act, shall set annual quantifiable goals for increasing the number of prospective teachers trained in teacher shortage areas designated by the Secretary or by the state educational agency, including mathematics, science, special education, and instruction of limited English proficient students. ([§205\(a\)\(1\)\(A\)\(ii\)](#), [§206\(a\)](#))

Information about teacher shortage areas can be found at <https://www2.ed.gov/about/offices/list/ope/pol/tsa.html>.

1. Did your program prepare teachers in instruction of limited English proficient students in 2017-18?

2. How many prospective teachers did your program plan to add in instruction of limited English proficient students in 2017-18?

3. Did your program meet the goal for prospective teachers set in instruction of limited English proficient students in 2017-18?

4. Description of strategies used to achieve goal, if applicable:

5. Description of steps to improve performance in meeting goal or lessons learned in meeting goal, if applicable:

6. Provide any additional comments, exceptions and explanations below:

7. Is your program preparing teachers in instruction of limited English proficient students in 2018-19?

8. How many prospective teachers did your program plan to add in instruction of limited English proficient students in 2018-19?

2

9. Provide any additional comments, exceptions and explanations below:

**Academic year 2019-20**

10. Will your program prepare teachers in instruction of limited English proficient students in 2019-20?

Yes

11.

12. F





## Assessment Pass Rates

---

On this page, review the assessment pass rates. Please note that this page does not have an edit feature as the pass rates have already been through several rounds of verification. If you identify an error, please contact Westat's Title II Support Center and your testing

THIS PAGE INCLUDES:

